





### Specification

- > 100% inflatable structure
- > Quick set up:  
1/2 day for up to 600 m<sup>2</sup> (6500sq.ft)
- > Capacity: up to 500 guests
- > Waterproof
- > Can be heated or air-cooled

### Customisation

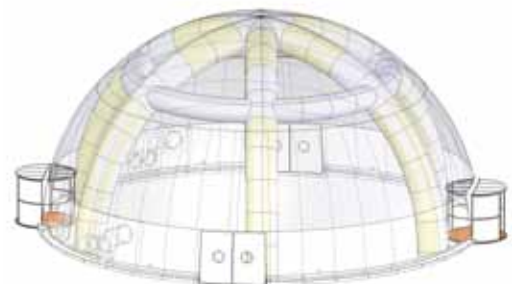
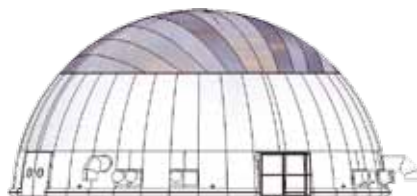
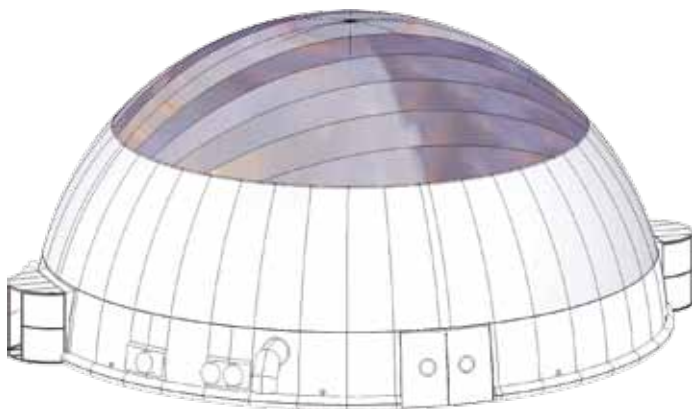
- > Up to 30m (100') diameter available on demand
- > Projections and lighting effects from inside or outside

### Use

- > Events
- > Parties
- > Live shows
- > Show-rooms
- > Displays

### Options

- > Water ballast
- > LED colour washer with DMX control inside the spider
- > Vinyl graphics
- > Clear fabric walls



### Technical data

Dôme	S	M	L	XL
Diameter	12m / 40'	18m / 60'	22m / 72'	27.5m / 90'
Height	6m / 20'	9m / 30'	11m / 36'	13.75m / 45'
Internal volume	450m <sup>3</sup> / 15900ft <sup>3</sup>	1500m <sup>3</sup> / 53000ft <sup>3</sup>	2800m <sup>3</sup> / 98900ft <sup>3</sup>	5 400m <sup>3</sup> / 190700ft <sup>3</sup>
Surface	115m <sup>2</sup> / 1240sq.ft	255m <sup>2</sup> / 2750sq.ft	380m <sup>2</sup> / 4100sq.ft.	595m <sup>2</sup> / 6400sq.ft.
Guests (suggested)	100	250	350	500



**Eco-friendly: The Dôme** reduces carbon footprints for your event. Feel free to ask us why!